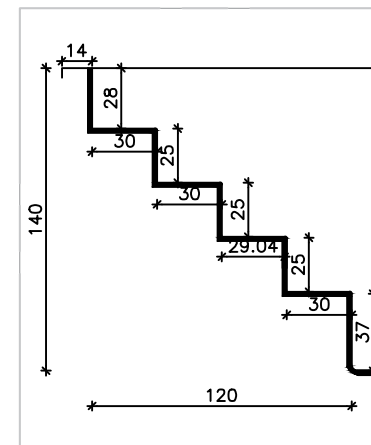
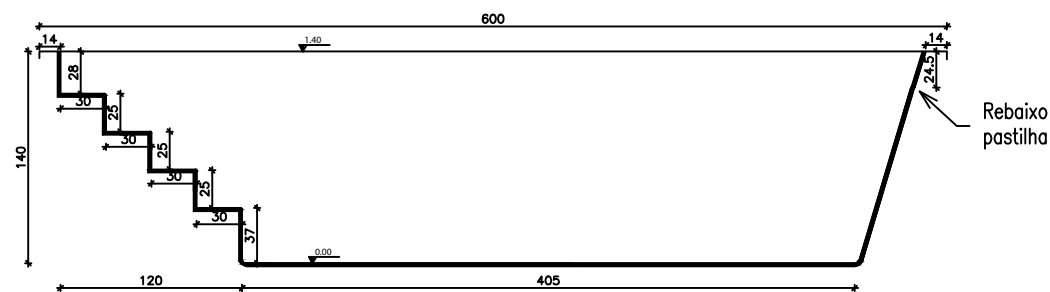
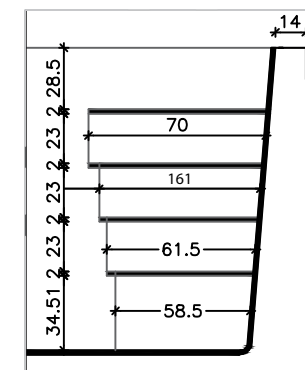


Legenda: Modelo Órbita 6,00x3,02x1,40m – semi-pastilhada

1 PLANTA BAIXA

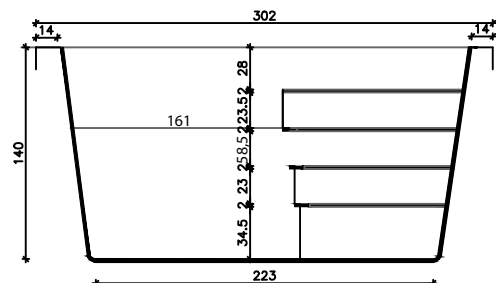


4 DETALHE CORTE AA



5 DETALHE CORTE BB

2 CORTE AA



3 CORTE BB



LINHA AQUÁRIOS
 CROQUI PISCINA ÓRBITA
 DIMENSÕES EXTERNAS:
 6,00X3,02X1,40M

*NOTAS:
 - Medidas em centímetros
 - Sem escala

DATA
 JUNHO / 2023